


**Capt. James J. McKinstry
Memorial Chapter
of the
International Plastic
Modelers' Society, USA**



**McKinstry newsletter for Oct. 2, 2024
The KETCHUP is NOT Quite KAUGHT UP
BUT WHAT the hell, it might be someday!!**

IPMS McKinstry - The 1st IPMS chapter in Illinois, celebrating our 53rd year.

Club Officers

President	Frank Ress	Newsletter Editor	Paul Gasiorowski
Vice President	Lee Lygiros	Program Director	Jim Batchelder
Chapter Contact	Paul Gasiorowski	Webmaster	Frank Ress
Treasurer/Secy.	Mike Hanlon		

For information about upcoming meetings, please visit the McWebsite at the following link –

[Meetings | IPMS – Capt. James J. McKinstry Chapter \(ipms-mckinstry.org\)](http://ipms-mckinstry.org)

Contents

President's notes:	2
Member Gallery	4
Frank Ress	4
Monogram/Revell Curtiss Hawk, P-63, 1/72	4
Monogram/Revell, Boeing F4B-4, 1/72.....	4
Monogram/Revell, Curtiss Goshawk, F11C-2, 1/72	4
Mike Hanlon	8
Hasegawa, F6F-5, 1/48.....	8
Jim Batchelder	9
Dragon, USS Reno, Oakland Class cruiser, 1/700	9
Pat Westerberg	11
Hasegawa, D3A-1 Aichi, 1/48	11
Hasegawa, D3A-1 Aichi , 1/48	12
Paul Ihlen	13
1960 DeSoto Adventurer	13
1963 Mercury Meteor S-33	16
Chevy Powered Hot Rod	17
October Points Chart	18

President's notes:

I outlined an idea I had for a club build for the 2026 IPMS-USA National Contest in Ft. Wayne. Since we'd like to keep the idea private for now, no details will be included in the newsletter, but we'll be discussing and reviewing the proposal as we wrap up 2024 and pursuing it further in 2025.

I wrote up a formal proposal and sent it to the membership via email after the meeting.

I briefly reviewed the plans for our Holiday Party in December.

I mentioned the Butch O'Hare show and recommended the contest as a good introduction to contests, as it's conveniently located and representative of a well-attended event. I also described how club tables work for the benefit of new members. I followed up on this topic with an email to the membership to solicit feedback whether there was sufficient interest to sponsor a table this year.

Mike Hanlon and Jim Batchelder offered up number of tips and brief demos of techniques for the roundtable discussion of weathering models.

Agenda

- **Officer reports**
- **Dues – will be \$20 for 2025, anyone dues paid from this meeting forward will be credited to 2025!**
- **Holiday Party Plans** (December)
- **New proposal for a National Contest club build**
- **Upcoming shows**
 - Butch O'Hare Contest - Nov. 2 (Naperville, IL)
 - Is there sufficient interest to organize a club table?
 - See the latest McK newsletter or the website for more events!
- **Annual contest update (standings)**
 - Remember to send notes about your Member Gallery models to Paul!
 - Contest rule changes for 2025 (soliciting ideas for changes next year)
- **Program**
 - Upcoming programs
 - Tonight's program
- **--- break ---**
- **Announcement of next month's themes**
- **Member Gallery**
- **Food and more gab (separate checks) 😊**

Program – Round Table; Weathering models. Materials and techniques. If you have any preferred weathering supplies or techniques, please share them with the group.

Member gallery - tonight's themes (TMIH is This Month in History, RS is Random Subjects, for those still struggling with the concept)

- **TMIH** - Commemorating the 80th anniversary of the Battle of Leyte Gulf, Oct. 23-26, 1944 (anything involved in the Leyte Gulf operation)
- **RS** - Bipes and Tripes Nite (anything with 2 or 3 wings)

Meeting attendance. The following people were in attendance, Frank Ress, Jim Batchelder, Brian Gardner, Gene Suida, Pat Westerberg, Mike Hanlon, Paul Ihlen and Jerry McManus.

Member Gallery

Frank Ress

Monogram/Revell Curtiss Hawk, P-63, 1/72

Monogram/Revell, Boeing F4B-4, 1/72

Monogram/Revell, Curtiss Goshawk, F11C-2, 1/72

My dad really liked these kits when they were released by Monogram in 1968. They were the standard box size for Revell/Monogram single-seat aircraft and sold for 50 cents or so each back then. They were a Curtiss Hawk P-6E, Boeing F4B-4, and a Curtiss Goshawk F11C-2.

Probably the most noteworthy aspect of these kits was that the cabane struts were molded to the fuselage halves, which greatly simplified construction and wing alignment.

The Hawk was molded in yellow plastic, the Goshawk in silver-gray, and the F4B-4 in light gray. The colors used in the molding allowed parts of each aircraft to go unpainted for the color schemes and decals provided. My dad took advantage of that to minimize painting. He used the kit decals and brush-painted the remaining color schemes using Testors and Pactra paints. The Hawk required the most paint to depict the talons on the landing gear pants.

The kits were later released in a single boxing as '3 fighting planes of the thirties', and I picked up one of these sets at a show years ago. Starfighter Decals released cockpit detail sets (at \$7.50 each) for these kits about 10 years ago, along with alternative decals and photoetch rigging and external details. I picked up these aftermarket products to go with the older kits, and someday perhaps I'll build them myself.

Curtiss Hawk, P-63, 1/72



Boeing F-4B-4, 1/72



Curtiss Goshawk F-11C-2



Mike Hanlon

Hasegawa, F6F-5, 1/48



Aeromaster Decal 48-251 Carrier Based Hellcats

VF-29 USS Cabot October, 1944

AK Interactive Gloss Sea Blue

The Grumman Hellcat won the air war in the Pacific by providing the Navy with a rugged, stable platform for novice aviators to operate from US carriers.


Eduard's kit of the Hellcat was released in 2009 and is one of their easier kits to assemble. I found the kit seat to be a bit chunky and replaced it with a 3D printed seat from SBS. I also replaced the cowling with a 3D printed cowling from Metallic Details. The seat was excellent, the cowling not so much as it had raised printing bands on the exterior that required sanding and polishing.

The remainder of the assembly was straightforward. The Eduard kit supplies two sets of fuselage halves, one for the early -5 with windows behind the cockpit and the more common fuselage with the windows deleted.

I used a combination of Aeromaster and Eduard decals for my model. The insignias were from the kit and the remainder from the Aeromaster sheet that was released in 1996.




Jim Batchelder
Dragon, USS Reno, Oakland Class cruiser, 1/700



This month I built the Dragon 1/700 Oakland Class cruiser. The Reno was a variant of the Atlanta class and was primarily used for anti-aircraft work. I was personally interested in this because my grandfather served on her during the war. She participated in numerous battles before being damaged by a torpedo after Leyte Gulf.

This was my first ship build and did offer some challenges when it came to painting. The guns were out of scale, particularly the 20mm's. I attempted to replicate the measure 33 paint scheme with only moderate success. The paints I used were all Tamiya.



Pat Westerberg

Hasegawa, D3A-1 Aichi, 1/48



Hasegawa, D3A-1 Aichi , 1/48





Paul Ihlen
 1960 DeSoto Adventurer







1963 Mercury Meteor S-33



Chevy Powered Hot Rod



October Points Chart

Member	Attendance (1/3)	Program (3/25/40)	New Build (15/20)	Old Build (3/7)	Write-up? (5)	Month Points	Running Total
Frank Ress	3			7	5	15	96
Eugene Siuda	3					3	43
Brian Gardner	3					3	43
Pat Westerberg	3					3	87
Jim Batchelder	3	3	20		5	31	254
Stu Hellman						0	81
Paul Gasirowski						0	128
Mike Hanlon	3	3	20		5	31	303
Lee Lygiros						0	131
Charlie Scardon						0	3
John Koziol Jr.						0	19
John Koziol Sr.						0	42
Paul LaRock						0	23
Jerry McManus	1					1	29
Greg Wernisch						0	12
Pablo Perez						0	3
Duncan Sharp						0	87
Russ Jurco						0	41
Bob Key						0	9
Rick Denton						0	3
Barry Scheftel						0	9
Scott Olsen						0	1
Dave Kopielski						0	28
Paul Ihlen	3			3	5	11	14