

THE KETCHUP IS KAUGHT UP

The next monthly meeting for Capt. James J. McKinstry Chapter IPMS/USA

Friday, JANUARY 20, 2017 –Arlington Hts. Memorial Library

CARDINAL ROOM ~ Meeting starts at 7:30 PM

Meeting theme for JANUARY is Prop jobs and ships: Korean War

No Program this month!

THIS is our 46th year as an IPMS/USA Chapter

Club Officers

Norris Graser President

Mike Hanlon Secretary/Treasurer

The *Tick* Newsletter Editor

Dan Paulien Vice Pres./Program

Paul Gasiorowski Chapter Contact

Frank Ress McWeb Master

- PG 1 Meeting notice/Meeting notes
- PG 2 Meeting Dates & Themes
- PG 2 Event Calendar, October images
- PG 3,4 October images
- PG 5,6 November meeting notes
- PG 7,8 November meeting images
- PG 9,11 PB4Y-1 Minicraft kit review ~Charlie Scardon
- PG 12 Thundercats Data review
- PG13 NIMCON region 5 contest info

MEETING NOTES

DUES are DUE!. Please pay up at this meeting:
What a deal! \$15. Bucks gets you another year.

Please note that the meeting will be held in the
CARDINAL ROOM located on the 1st floor of the
library.

McWebsite:

<https://ipmsmckinstry.wordpress.com/>

Meeting Dates and Themes

Monthly themes 2017

JAN 20	CARDINAL ROOM	Prop jobs & ships: Korean War
Feb 17	ROOM I	South of the border/ South America
Mar 24	ROOM I	Winter Warfare- anything in winter camouflage
April 21	ROOM I	ACES HIGH – Any ace,
May 19	ROOM I	In line engines WW II
June 16	ROOM I	Radial engines WW II
July 21	ROOM I	Unusual aircraft, vehicles, ships
Aug 18	ROOM I	Trash haulers – cargo planes ships, vehicles

Event Calendar

FEB 4 * Rochester, MN
20th annual hope It Don't Snow Show * Kahler
Apache Hotel & Conf. Center, 1517 16th Street
SW. More info: Chris Krco at
zvsm533@gmail.com

FEB 4 * Bay City, MI
Mid-Michigan Model makers 32nd Annual Model
Contest & Show. Info: Jim Church at
jecdiamond3@aol.com WEB:
<http://www.midmiciganmodelmakers.com/>

March 4 * Madison, WI.
Mad city modelers 22nd Annual Model Show,
Madison Labor Temple, 1602 South Park Street.
Website: www.madcitymodlers.clubhosting.org
More info: Bill Wedeward at
williamwedeward@yahoo.com

March 18 * Fairmont, MN
21st Annual Model Show & Contrst at Five Rivers
Centre, 308 S. State Street. Info: Don Bauer at
507.822.3938. or cinderjoe@hotmail.com

April 7-8 * Wright Patterson AFB, OH
WrightCon 2017 Info contact Paul Helfrich at
paulhellfrich@yahoo.com. Website:
<http://wrightcon.com/>

APRIL 22 * Monticello, IA
Fleacon 13. Info contact Adam Mangold at
amangold2126@gmail.com

MAY 20, 2017 * Crystal Lake, IL
Nimcon 6 / Region 5 Contest. McHenry County
College 8900 US Hwy 14, Crystal Lake. Theme:
1917 America Enters The Great War. More info
contact Phil Pignataro@me.com
web www.lakesregionmodelers.com

JULY 26-29 * La Vista, NE
IPMS/USA national Convention "Goinfg
Downtown" More info: Scott Hackney at
scott.hackney@cox.net
Web: <http://www.ipmsusa.org/>

OCTOBER 14 * Wausau, WI
Glue crew 2017. More info: Joseph drew at
jdrew09@charter.net

OCTOBER 28 * Fort Snelling, MN
Nordicon 2017. More info: Mark Jacques at
mwjacques1@yahoo.com

OCTOBER 2016 MEETING

Charlie Scardon



1/72nd scale Revell F-89J Scorpion

Built out if the box. Paints used: SNJ, Red and
Yellow Tesors. The Insignia Red was applied over
Testors Gloss White.



A few more of Charlie's Scorpion depicted in 64th FIS / 10th AD circa 1957. SuperScale Decals



Norris Graser



1/48th scale Monogram F-106A



Overall Model Master ADC gray, SuperScale Decals. 5th FIS, Minot AFB, N. Dakota. The 5th flew the F-106 from Feb 1960-April 1985 re-equipping with the F-15A

James Batchelder



1/72nd scale Monogram EF-111A



Jim built this version of the Ardvaark out of the box he used Model master paint : 36440 Lt Gull Gray and 36320 Dark Compass Gray.

Another of Jim's EF-111A. Markings for an a/c based at Upper Heyford, England. 20th TFW / 42nd ECS.



James Batchelder



1/48th Scale Hasegawa F6F Hellcat . For this build, Jim used Model master Gloss Sea Blue – Eduard Photo Etch and SuperScale Decals.

Markings portray Ens. Donald McPherson VF-83 USS Essex, 1945



Mike Hanlon




1/48th Scale Hasegawa Ki6 Tony. Mike used IJN Grey (Tamiya) for the fabric ailerons Aluminum Alclad (Undersides) and just a standard Gunze O.D (topsides) AeroMaster Decals 56 Combat Regiment, 1945 Itami Air Base, Japan.

NOVEMBER 2016 MEETING

MEETING NOTES

There were not so many members at the November meeting so we had some extra time. After the business part of the meeting was finished, we discussed many subjects "stuff." like Mike Hanlon's tanning salon visits and the annual Butch O'hare contest. It appears the contest rules have changed up over the years. The *Tick* mentioned he would try to get a set of the rules via Bill Soppet but of course that likely won't happen because the *Tick* always has "other stuff" on his mind...

Since there was plenty of time, Mike Hanlon tried to use as much of the evening as he could to talk about his current build knowing full well that he had a longer leash than usual. Yes, he really pushed it to the point Charlie indicated he couldn't handle it anymore. He went on and...on .. and...on...



Charlie Exhausted, took a nap... and Hanlon continued to drone on. Droning on ... extolling how great his craftsmanship has become and the virtues of the kit itself...



One of the guys had a tube of lipstick so ... like who knew the *Tick* was an artist? WE WON'T identify what member was thoughtful enough to have lipstick but Charlie is grateful that it wasn't a Sharpie

BUTCH O'HARE AWARD After Hanlon ran out of words.. Discussion turned to the display table McKinstry had for the annual O'Hare show. Our club was deemed to have the best display and rewarded with the Butch O'Hare "Best Club Display 2016 Award." For his time and energy organizing this project, the McMembership presented the plaque to Paul Gasiowski.. WELL done, Paul!



Those who loaded the table (and behind it) included James Batchelder, Paul Gasiowski, Carl Geiger,

Mike Hanlon, Steve Kumamoto, Ed mate, Dan Paulien, Frank Ress, Charlie Scardon, and the *Tick*



LIBRARY DISPLAY

IPMS McKinstry put up our annual display at the library. This time around, the theme was Pearl Harbor. Included were models of aircraft and ships present plus several books, a map and other information describing the attack.



Thanks to the club members who provided items and helped set up the display: Brian Gardner, Paul Gasiorowski, Steve Kumamoto, Frank Ress, Charlie Scardon,

MODELS FOR THE VA

Paul Gasiorowski collected models and supplies for distribution to Hines VA Hospital, Maywood, IL. and the Lovell VA Administration, Naval Station Great Lakes. In all, Paul delivered over 60 kits to each plus modeling supplies. I don't have a complete list of those who donated, but did include Brian Gardner, Paul, Steve Kumamoto and Frank Ress.



NOVEMBER MODELS

Norris Graser



1/48th scale Tamiya A-1H Skyraider



Model Master 34079 Green, 30219 Tan, 36622. Gunze 34102 green. AeroMaster Decals for **SPAD**. DAD ~ CO's a/c 6 SOS..

Steve Kumamoto



1/72nd scale Hasegawa F-86D



Built out of the box with MicroScale decals. Overall Floquil Silver. Markings are for F-86D-45 4th FIS at Misawa.

Mike Hanlon



1/48 Airfix Hurricane Mk-1a trop



Italeri paints: dark earth, Middlestone and Azure Blue. Mike used AeroMaster Decals for an aircraft based at Malta,

Steve Kumamoto



1/72nd scale Monogram F-82G Twin Mustang



68th FS. Markings represent the 1st air to air kill during the Korean War, downing a YAK 11. The 1st 3 enemy a/c shot down in the Korean War were by 68th FS F-82's.

Charlie Scardon



1/72nd scale Hobbycraft Sea Fury



Gunze Sangyo paint. Kit decals. Phot etched metal included in the kit for antenna, cockpit details and seatbelts

Charlie Scardon



1/72nd scale Minicraft PB4Y-1



Built out of the box and in post war reserve markings for San Diego. Decals were from a variety of Superscale sheets. See Charlie's kit review in this issue of the newsletter.

PB4Y-1 Liberator 1/72nd scale

by Charles Scardon



The Minicraft PB4Y-1 kit has been around for some time now and is one of five versions they offer. It was the best B-24 available until the advent of the Hasegawa kit. Minicraft tooled up 5 different nose sections to give the modeler the many options. Other than that, the remaining parts are the same.

What is a PB4Y-1? It is any type of Liberator the navy used regardless of US Army designation. Except for one aircraft (42-78271) all were built by Consolidated at their San Diego plant.





The kit is molded in light grey and clear plastic. The moldings are crisp with only one exception. One propeller hub lacks the detail of the others. I think they failed to finish that one. The other downfalls of the kit are the slightly undersized and tapered engine cowlings, an extra panel line running the entire length of the aft fuselage halves, and the rear turret has a seam running through the glass. At some point, the thrust line was interpreted as a panel line. It is an easy fix to fill it with .010 rod and MEK. Sand it smooth and re-scribe the vertical lines. The cowlings are tougher. Short of replacing them I do not have a repair for them. A company called Ron's Resin use to make cowls for the kit. I purchased a set and discovered the size problem everyone was having a cow about is not really all that much. But that is modelers. On a built up kit, it is not really that noticeable. Like the 1/48 Monogram B-24 the rear turret has a seam through the Plexiglas. Squadron makes replacement canopy sets for this. The rear turret is a A6A, Squadron B-24D canopy set has the required part. I decided to make a post war reserve plane from San Diego in the Arctic markings. The post war planes had enclosed waist guns. I cut the opening so it was a rectangle. The gun mounts were made out of round rod and the glass was plastic from a Dannon yogurt container.

I used the Squadron canopies. I used my tried and true method of pouring Hydrocal 105 into the cavity to reinforce the plastic while I cut them out. The parts were painted before they were cut out. I used Model Master Gloss Sea Blue, for the main coat. The red areas were first painted white and then given a coat of Insignia Red. I had to cobble together decals from a variety of old Super Scale sheets. Good luck with that now, they are very hard to find.



Overall it is a good kit. It has a lot of potential. I have found at least ten different ways to paint them just for operational aircraft. There are a number ways to paint up hacks, also.





48-005 Type 4 national Insignia and data Decals Pt1 for the P-47 Thunderbolt

Besides enough insignia to do 9 complete aircraft in multiple configurations, there is plenty of excess data that you won't find on most decal sheets, either in the "box" or as aftermarket. Below are a few examples.

PROP DATA




Featured are 6 different blade types + an extra 13' Symmetrical with different data presentation.

There are enough blade specific decals to do 4 sets of each type. Plenty of accurate Curtiss Electric logo's and plenty of spare Hamilton Standard logo's using gold ink background that makes them stand out.



12'2" A.O. Smith Asymmetrical blades complete with fine, twin prop tip stripes






Hamilton Standard 13' diameter blades utilizing the most common white data. The image doesn't do justice to the logo.

There are 8 sets of flap indicators. These are particularly useful for the Tamiya P-47 series as the kit allows for lowered flaps.



Flap indicator decals are not included on the kit decals





A pair of well-done and wired Tamiya engines by Ed Mate.



Final touches are the P&W engine data plate And Pratt & Whitney logo decals.

ALSO on this 2 decal set release are 2 different types of landing gear hydraulic data plates, wing gun numbers and red wing root NO STEPs. This decal set and other ThunderCal releases, can be purchased at [ThunderCals@yahoo.com](mailto:Thundercals@yahoo.com) 48005, a 2 decal set \$22.00ea. Dealer inquiries welcome





NIMCON 6

(Sixth Annual Northern Illinois Model Contest)

Saturday, May 20, 2017 9:00AM to 5:00PM

McHenry County College, Crystal Lake, Illinois

Home of the 2017 IPMS R5 Regional Contest

"1917: America Enters the Great War"

Gold/Silver/Bronze Judging

Special Awards for WW I Subjects

Gigantic Raffle/Huge Vendor Area/Food By WGW Foods, LLC

Visit: www.lakesregionmodelers.com for news and updates.